

DELTA

PREMIUM LIGHTWEIGHT TRAVEL TRAILERS



100

Customer Driven Features

INDUSTRY RECOGNIZED
EXCELLENCE



Obsessed with providing the best RV ownership experience!

100 PRODUCT FEATURES MAKING DELTA FIFTH WHEELS THE BEST VALUE FOR YOUR INVESTMENT



Our Goal is to provide the absolute best customer RV ownership experience.

As an independent and owner operated company obsessed with providing the best ownership experience, our team is empowered to do things differently and do the right thing.

With all of us going the extra mile to do things better, Alliance RV provides superior products that look better, perform better, and last longer, all while providing you the best ownership experience.



CAMP READY PERFORMANCE AUDIT

We go the extra mile to help ensure that your Alliance RV will be “Camp Ready”.



Throughout the production process we have multiple quality control professionals that meticulously inspect every RV from the time it comes in as a raw chassis to the time it is in final finish. Once an RV is deemed complete on the production line most manufacturers consider the unit ready to ship. At Alliance, 100% of our units go to a separate bay where our performance audit team performs a second round of comprehensive systems checks and white glove inspection to verify the coach meets our exacting standards.

On our campus we have also invested in a state of the of art rain bay and shaker table that we run multiple coaches through to help simulate real world conditions. Upon completion of a 100% successful performance audit, this is when we deem the RV to truly be “Camp Ready”.

A MEANINGFUL WARRANTY



A WARRANTY IS ONLY AS GOOD
AS THE COMPANY THAT BACKS IT.



Every Alliance RV is generously backed with a 3-year limited structural and 1-year limited base warranty. Further, what really makes Alliance RV stand out is our willingness to communicate our guiding principle of **"Do The Right Thing"**.

We understand there is not a one size fits all solution when it comes to your warranty and service needs. Our ability to keep open lines of communication with both you and your Alliance dealer will help us find a creative service solution for your specific case. Add to this the unique service and warranty programs we have implemented for our Alliance dealers to streamline the approval process and parts delivery times... all towards the mission of getting our Alliance RV owners back on the road faster and enhancing your RV ownership experience. If you ever want to speak with one of our customer service representatives, please don't hesitate to contact us at (574) 226-0140.


Full-time RVing won't void your Alliance RV warranty*
Many manufacturers incorporate language that voids the warranty in the case of full time RVing.



*Additional equipment may be necessary in certain climates or conditions for full time use.

DROP FRAME PASSTHROUGH STORAGE

4 Engineers were able to redesign the frame to maximize storage space in the front pass through area by lowering the supports. Our Benchmark drop frame design raises the bar on basement storage, increasing the volume of the storage compartment.



GOODYEAR ENDURANCE TIRES **5**



Our 10-ply, steel belted tires are rated higher than the typical tires used by many competitors.

Tires are covered by Lionshead (12) month No Excuses Guarantee program and a (5) year limited warranty against manufacturing defects.


See Lionshead product warranty policy for details.



ELECTRIC LEVELING OPTION **6**



UNDERBELLY ACCESS POINTS



Strategically positioned, our multiple access points allow easy entry to the undercarriage. Using only 4 screws, this removable panel provides a convenient way to help inspect and maintain the RV systems.



Spring Hangers with V-Bracket Reinforcement



ACCESS HATCH IN PASS THROUGH

Our basement storage compartments feature easy access to mechanicals with a full size access hatch. Alliance Basement storage compartments are insulated, heated, illuminated, and finished with a durable Congoleum floor and automotive trunk carpet to protect your cargo.

WATER
PUMP

SOLAR
CHARGER

EASY
WINTERIZE
HOSE

Mini
Breakers
Inside
(no corrosion
from outside
road grime)




BEHIND ACCESS PANEL

DUAL ALL-IN-ONE UTILITY CENTERS

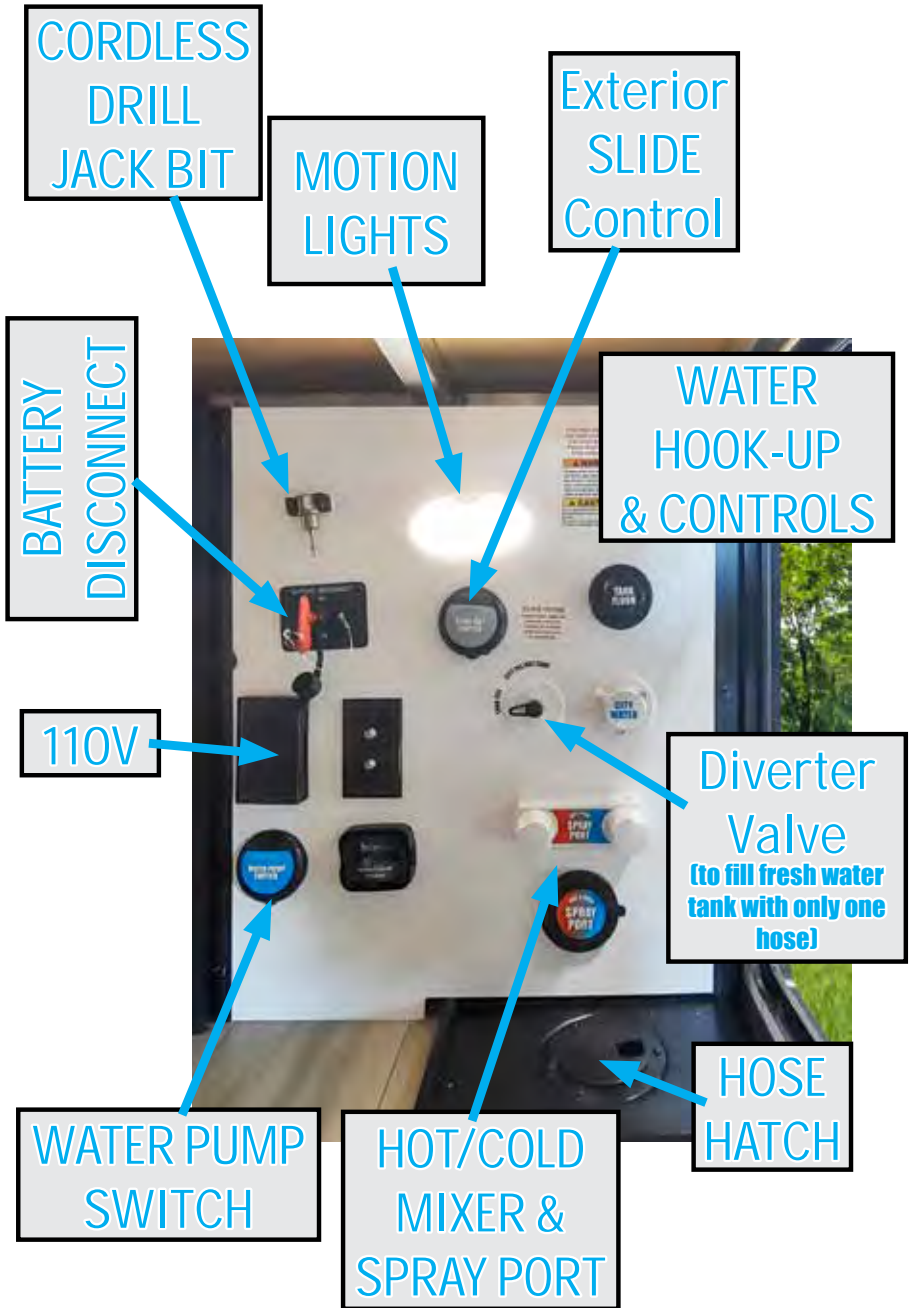


When designing the Delta travel trailer we set out to make Delta the most user friendly and easiest travel trailer to set up and enjoy using. We want you to spend more time enjoying your vacation and minimal time hooking up and setting up.

Our dual all-in-one utility centers bring all the hook-ups to one of two convenient panels in the pass through storage compartment. Protected from the elements and lockable to prevent tampering these two panels provide access to just about everything you need to set up camp quickly and easily.



DOORSIDE



OFF DOORSIDE

HOT / COLD SPRAY PORT MIXING VALVE WITH THREE PORTS

11



On the utility center panel is a hot cold mixing valve. Set the temp here and plug the sprayer in any one of three locations for the perfect temperature spray.




Patio Side
Off-door side
and Rear.

PEX PLUMBING

12

Cross-linked polyethylene (PEX)

Real PEX water lines are used throughout to create a reliable and temperature resistant plumbing system. Traditional braided lines (commonly used by some manufacturers) provide an inferior fit at the connection points, making them more susceptible to water leaks.



SHUT-OFF VALVES AT PLUMBING FIXTURES



Don't let a leaky toilet or dripping sink shut down the water supply to your whole coach. Simply shut off the dedicated valve to the toilet or sink and address the issue at your leisure.

13

14 SLAM LATCH BAGGAGE DOORS

Slam latches and automotive bulb seals keep the baggage compartments tight, dry, and secured. Large handles for easy opening and magnetic stays make for convenient access to your gear.



KEYED ALIKE 15

Individually Keyed to reduce the number of keys you have to carry around making it much more convenient to access compartments and features. No more universal compartment keys for added security.

16 DIAMOND EMBOSSED SKIRT



Our skirt metal has an attractive embossed diamond pattern where most others are smooth and lack style.



GALVANIZED WHEEL WELLS



Galvanized wheel wells offer superior protection against the elements. Extending the lifespan of your RV and reducing maintenance.



OVERSIZED AWNINGS WITH LED LIGHTING

Alliance maximizes the usability of your patio with huge awnings made of dark material that blocks more sun

These awning arms don't have the traditional wingnut adjustment. A friction hinge and gas strut provide easy, one handed adjustments and act as a shock absorber, should a wind gust catch the awning.

Our LED lighting is mounted to the sidewall, so you don't have to run your awning out all the way to reveal the lights.

Includes a manual override in case of no power.



DUAL 20 POUND LP TANKS FOR EASY EXCHANGE



Stay a little longer with 40 pounds of LP in two 20 pound tanks, equipped with an auto changeover valve. Standard 20 pound LP tanks can be refilled and many local stations and conveniently exchanged at locations all over the nation.



Protective cover
with easy access
hatches for valve
and shutoff



Auto changeover
valve.



POWER TONGUE JACK




Enjoy raising and lowering your Delta with one finger for near effortless hitching. The tongue jack also features a built-in light and convenient soft cover.





PVC ROOF



We protect your investment from the top down with a seamless PVC roof material that is more puncture resistant than the TPO used by many others. PVC is ultra bright white and more solar reflective to help keep your unit cool. Last but not least, in the unlikely event of a roof tear, it can be repaired simply with a patch of the same PVC material and PVC cement from your local hardware store.

HEATED AND ENCLOSED UNDERBELLY WITH TANK PADS



Extend your RVing season into the cooler months with a heated and enclosed underbelly.


12-volt tank heat pads are standard on all fresh, gray and black tanks.





DOUBLE INSULATED ROOF FIBERGLASS AND REFLECTIVE

When it comes to insulation, we install the best of both schools of thought with traditional fiberglass batten insulation and a seamless layer of reflective mylar barrier for maximum efficiency in hot and cold climates.



AZDEL LAMINATED WALLS (NO WOOD)



A reliable sidewall begins with a durable frame made of high grade aluminum that is professionally welded and reinforced at stress points. Block foam insulation fills all the voids in the framework and it is all sandwiched between an AZDEL composite substrate and fiberglass on the outside and decorative wallboard on the inside. The entire wall assembly is laminated and cured to perfection for the ultimate sidewall.




AZDEL INTERIOR WALL PANELS TO CREATE A FULLY COMPOSITE SIDEWALL

25




Alliance sidewalls, rear wall, slide face and end walls are all laminated.

- 50% Lighter
- No Rot, Mold, Warping, or Delamination
- 2X Insulation Value
- Odorless, NO Formaldehyde
- Quieter RVs
- No Impact to the Rain forest
- Unaffected by Humidity and Temperature Changes
- Long Life
- Made in USA



26

AZDEL MAIN FLOORS - NO WOOD





PATIO SIDE SPRAY PORT

A convenient quick connect coil hose sprayer is included that can hook up on the patio side of the coach for rinsing off feet, pets, and even grandkids before entering. A second spray port is located on the off-door side in the utility center.

The hose stores neatly in the compartment and is resistant to tangles and kinks.



The coil hose stretches approximately eight feet.

PATIO SIDE LP QUICK CONNECT



No need for all the little portable LP cylinders when you have 40 pounds on-board. With a patio side LP hookup you can conveniently use your camp grill or patio heater to dine and entertain.



PULL-OUT EXTERIOR 25 INCH GRILL/GRIDDLE (MOST MODELS)

29



Grilling is part of camping. Our pull-out grill & griddle provides enough space to feed a family. Making mealtime more enjoyable.



30

SOLID STEP ENTRY ON BOTH ENTRY DOORS



Solid Step entry is stable unlike traditional fold-away steps that are flimsy and bouncy.

On models that have two entry doors we provide solid steps on both entries.

Adjustable
legs for
uneven terrain

Large
Tread
Plate



31

UNDER-FRAME LIGHTING



Patio side under-frame LED lighting adds a nice touch to your patio experience. Conveniently lighting the ground on both sides for your enjoyment and safety. Not to mention, it just looks cool!

50 AMP SERVICE STANDARD

32



With the ever increasing demands for electricity to power appliances, lighting, entertainment, medical devices and HVAC we equip every Delta with a standard 50 Amp service to meet these demands.

33

ON DEMAND WATER HEATER

Why heat a whole tank of hot water and struggle to keep it hot when you can heat just what you need when you need it? Our on-demand water heater can keep up with showers, cooking and cleaning demands without the wait. We also include a 90 gallon gray water tank, for longer showers.



DOUBLE 13,500 A/C STANDARD

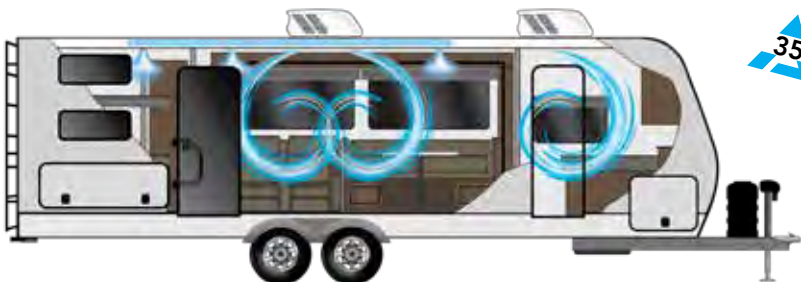
34

27,000 BTU
Of Cooling Power

**50% MORE
EFFECTIVE**

Double 13,500 BTU, ultra quiet, independently controlled direct flow A/C units maximize cooling capacity.

2 A/C'S EASILY RUN ON 30 AMP SERVICE



35

Our direct flow A/Cs deliver 100% of the cold air produced by the A/C units directly into the RV (with exception to certain walls and we must duct the bare minimum.) Our system is very quiet, using the latest Mach Q series air conditioners. Operating at only 51-57 decibels, you can easily hold a conversation and enjoy TV. Each A/C unit only draws 10.4 Amps.




INDIVIDUALLY CONTROLLED

Have it your way! All A/C units are individually controlled offering an infinite combination of settings for maximum comfort and convenience.




30,000 BTU FURNACE

30,000 BTUs of forced air heat runs through flex ducts connected to formed ducts in the floor. Our heating ducts are designed to be as short as possible to minimize heat loss experienced in long duct runs and maximize comfort throughout the coach.



ALUMINUM FRAMED AND INSULATED LAMINATE FLOORING (NO WOOD)

Superior floor construction begins with a lightweight rigid aluminum frame that is insulated with block foam. Our floor has three layers of Azdel and is completely composite.



38

NO CARPET THROUGHOUT

NO CARPET ZONE



**PET FRIENDLY EASY CLEAN
ALLERGEN FREE**

You spoke.
We listened.
Vinyl flooring
throughout
(No Carpet)



39

NO FLOOR VENTS - MAIN FLOOR

Floor vents are an eye-sore, foot-sore and a catch-all for dirt and trash. Our vents are mounted out of sight and off the main floor where they won't catch your bare foot in the dark by surprise.



**NO FLOOR
VENTS**
ON MAIN LEVEL



FLUSH FLOOR SLIDE OUTS



40

Brand X's raised floor kitchen slide

No more raised slideroom floor in the kitchen to stub your toes on. No awkward footing or leaning over to prepare your food. Includes easy access manual override, in case of lost battery power.



TALLER CEILING AND SLIDE OUTS

41

Tall slide rooms provide extra headroom for a more comfortable dinette and no banging your head getting up from the recliner. The taller slides also allow us to install larger over head cabinets in certain models.



72" TALL SLIDES

*Height is measured from the interior front of the slide.

STANDARD THEATER SEATS WITH TRIFOLD OPTION


42



Kensington collection fabric is a high quality polyurethane based fabric. This is a non-bonded material that is resistant to the cracking and peeling often seen with inferior bonded fabrics. This fabric carries an extended five year warranty.



43



USB CHARGING PORTS

With all the cell phones, tablets, earbuds, GPS units, and other electronic devices you can't have too many USB charge ports. Combined USB A & C charge ports are conveniently located throughout.



ATRIUM WINDOWS



Alliance has bigger windows and more of them than anyone else. Enjoy a High Definition view of your surroundings.

Get more fresh air inside! Bedroom and living areas have strategically placed Atrium windows that open wide to create excellent cross ventilation in the living area and bedroom.



INNOVATIVE SHOE STORAGE





Under cabinet shoe storage. As you walk in the door, what better place to take your shoes off and have a place to stash them out of the way yet handy for when you're ready to go back outside again. (On most floorplans)



THREE WAY SWITCHES FOR LED CAP LIGHTS

48

Our LED cap lights can easily be turned on or off with conveniently located switches in the bedroom and pass through storage.



REINFORCED DRAWER BOTTOMS

46

As an added measure of quality and strength, we reinforce the bottom of every drawer preventing the silverware from ending up in the next drawer down. We put 90 pounds of weight in our drawers to demonstrate our durability.



47

BALL BEARING DRAWER GLIDES



A residential luxury worth having. Ball bearing drawer glides operate smoothly and easily while extending farther giving you access to items all the way in the back of the drawer.

MAGNET LATCH CABINET DOORS

49

In conjunction with magnetic latches, Hidden soft close hinges close tightly and they stay closed in transit keeping your gear in the cabinet where it belongs.



RESIDENTIAL HIDDEN CABINET HINGES

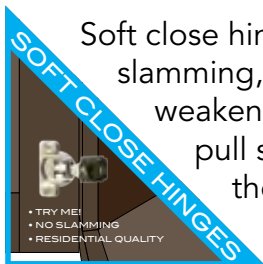
50

Hidden hinges look great giving your Delta that high end residential look you desire.

SOFT CLOSE CABINET DOORS

51

Soft close hinges prevent slamming, which can weaken door joints and pull screws loose from the stiles.



52 PLEXIGLASS OVERHEAD DOORS

Plexiglass means no glass! Safer and more durable, our plexiglass inserts are built into the doors, not glued in.



WRAP AROUND KITCHEN BACK SPLASH

53

STAINLESS STEEL FARM SINK

54



This customer driven feature is sure to please. The residential sized stainless steel farm sink offers great looks, durability and convenience.

HIGH RISE FAUCET WITH PULL OUT SPRAYER

55

The residential high rise faucet with pull out sprayer makes it easy to clean even the biggest pots and pans.

56

10 CU. FT. 12V RESIDENTIAL STYLE REFRIGERATOR



Our 10 Cu. Ft. refrigerator features a unique power management system that ensures the lowest amp draw possible. Making it capable of running for up to 20 hours on a single battery charge. Including a night mode that reduces compressor and fan speed. Featuring a fully integrated ergonomic door, travel latches, easy-open lighted handles, adjustable shelf dividers, independent thermostat for fresh and frozen compartments. It pre-cools faster, so you can go camping sooner.

57

PULL OUT TRASH CAN CABINET DOOR




DUAL SILVERWARE DRAWER 58

POTS AND PANS DRAWER 59



FLIP UP COUNTER TOP EXTENSION

(MOST FLOORPLANS)



60



A pot and pan drawer sized for your seasoned cookware.



PULL OUT PANTRY

Built with ease and accessibility in mind, our pantry has built in slide out drawers and a 110 outlet for ease of use.



BLACKOUT ROLLER NIGHT SHADES

Whether you want to block out the bright light of day or have some privacy in the night hours, trust BLACK OUT roller shades for quality and ease of operation.



KITCHEN TOE KICK WITH LED ACCENT LIGHTS



SMART LED



DIMMER

PERFECT LIGHTING:
DAY OR NIGHT, TASK OR MOOD
(REMEMBERS LAST SETTING)

DIMMING SWITCH

LED lighting can be very bright and blinding. Alliance offers a twenty first century solution. A dimmer switch gives you control of your lighting in the living area. It is a simple solution that most RV makers neglect to address.



FLUSH MOUNT LED CAN LIGHTING



Our LED ceiling lights are a flush mount can style like what you see in todays homes.



MOTION DETECTING EXTERIOR STORAGE LIGHTING



Getting dark out, hands full? We have you covered with motion lights in the storage compartment to light your way and help you see what you are looking for.

40"/50" HD SMART TVS



Living rooms feature HD SMART TVs for the best entertainment experience. Take your streaming subscriptions on the road.

BLUETOOTH ENTERTAINMENT SPEAKER



Ceiling mounted Bluetooth entertainment system brings the best of modern entertainment to your fingertips. The TV can pair to the speaker for full rich audio. Not just a speaker for your TV, you can stream all your favorite media from your other smart devices



BUNK HOUSE WINDOWS




Each bunk has a large window to provide ample natural light. At night lights are at each bunk, along with our USB A&C outlets to charge all your devices.



EPOXY TOP BEDROOM NIGHT STANDS

Bedroom night stands feature epoxy poured tops with a hidden trick. Both nightstands have a hidden storage compartment built in.



DRAWER ON BOTH SIDES OF THE BED

Both nightstands also include a pull out drawer to keep things neat, organized and handy.



RESIDENTIAL QUEEN BED STANDARD



Sleep like Royalty on our Queen size mattress (60x80). Easily walk around the bed to get in and out on both sides like you do at home.

72

73 PADDED HEADBOARD

Watching TV or reading a good book, the padded headboard is a comfortable alternative to hard wooden headboards that serve no purpose. Alliance listening to customer feedback.

74 CPAP FRIENDLY

These days many of us have CPAP machines, and we need to use them at home and on the road. Alliance makes the effort to be CPAP friendly by offering outlets on all the night stands and a deep shelf to accommodate your CPAP machine.



110V OUTLET

UNDER-BED STORAGE 75



GAS STRUTS


13
Cubic Foot

Delta offers a huge storage compartment under the bed with gas struts to assist in opening 13 cubic feet of finished storage space. This space includes a sliding box to help organize gear and allow easier access to items at the bottom.

PERSONAL READING LIGHTS

76

Catch that last chapter of your book without bothering each other. Two modes, nightlight and reading light. Flexible to point where you want the light.



77

DUAL PURPOSE SHIRT CLOSETS

Removable shelves give you the flexibility to hang your clothes or install the shelf and stack your clothes, whichever you prefer.



MEDICINE CABINET (MOST MODELS)

78

You can never have too much storage when traveling. Enjoy this generously sized medicine cabinet featuring double door design with large mirrors.



PORCELAIN FOOT FLUSH TOILET 79

The hygienic hands-free porcelain foot flush RV toilet may actually be better than the common residential bowl. With its powerful bowl-clearing flush, modern rimless design, full-size ceramic bowl and home-like seat height, the porcelain foot flush toilet provides unmatched performance.



The full-size bowl and seat height deliver comfort while living mobile.

Perhaps the best feature of all.

An easy to clean **soft close seat and lid** there's no accidental slamming shut in the middle of the night to wake anyone up.

80 LARGE AND DEEP BATHROOM SINK

Now that is a bathroom sink. So many other brands put a tiny finger bowl in the bathroom. We give you a extra large sink with a high rise faucet for easily washing hands and other washing tasks. Also note all the counter space.



SOAP SHELF AND TOOTHBRUSH HOLDER 81



Speaking of counter space, we free up some counter space for you by providing this wall mounted soap shelf and toothbrush holder.

MOLD FREE / MILDEW FREE SHOWER DOOR

82



Our mold free and mildew free shower door provides a more hygienic experience. Reducing the need for cleaning and maintenance. It's large size makes for safe and easy entry and exit.



EPOXY DOOR TRIM

83

Our poured epoxy entry door trim adds a modern touch of design. Durable finish with great looks that last.

Rounded to match the contours of the entry door.

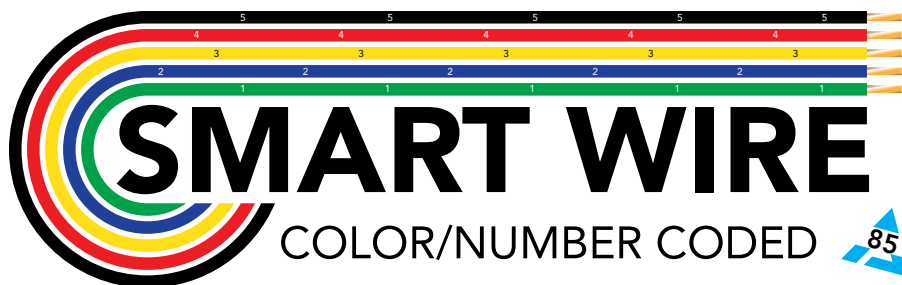


84

FRICTION HINGE ALL GLASS ENTRY DOOR WITH MAGNETIC CATCH



The integrated friction hinge door will hold the door open in any position. Our hinge torque also prevents the door from slamming open or closed, and keeps the door steady in winds up to 15 mph!



Ever wonder which wires run where? We are not afraid to show you what is behind the covers. In fact, we are proud of the extra effort put into keeping the wiring and plumbing neat and organized. This extra effort helps prevent problems and saves hours on diagnosing trouble down the way. Color coded and numbered wiring makes for quicker repairs and simplifies do-it-yourself projects.



CONVENIENTLY LOCATED AND CLEARLY MARKED BREAKER/FUSE BOX

We position our breaker/fuse boxes where you can get to them easily, and we clearly mark every breaker and fuse. We also provide a smart wire code guide so you can easily identify and trace wiring back to the source.





87 CONTROL CENTER

Generally located near the entrance, our control center is easy to read and use. Every switch is marked clearly and organized logically.

EXTERIOR AND INTERIOR SWITCHED SLIDE CONTROLS



88

Never hit a fence, tree, or post again running your awning out blind.

Exterior controls let you watch to avoid accidents.

EXTERIOR AND INTERIOR SWITCHED AWNING CONTROLS

Conveniently control the awnings from inside or outside. Watch while you run your awning out to avoid obstacles

89




6' FOLDING TABLE WITH STORAGE



A full size six foot folding table is included with every Delta and we designed a unique storage solution for the table inside the pass through compartment. The table is up high out of the way and not on the bottom of the pile so when you are setting up camp the table is one of the first things you can easily set up or the last thing you put away before you leave camp.

USB PORT IN PASS THROUGH STORAGE



You can not have too many USB charge ports.

A combined USB A & C charge port is located in the pass through storage compartment for convenient access from the patio.

REAR WALL SPRAY PORT

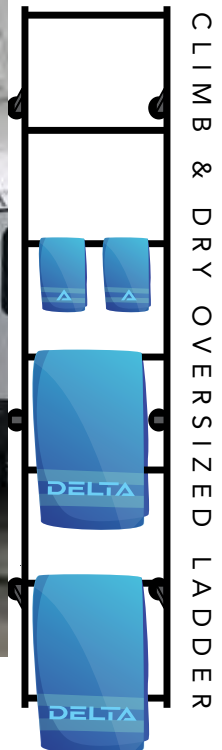
On the rear wall of the Delta you will find the third temperature controlled spray port. Around back from the patio makes the perfect place to rinse off muddy boots, wash the pets, and hose off the kids before letting them back in your clean RV.



DUAL PURPOSE HEAVY DUTY LADDER FOR CLIMBING AND DRYING

Traditionally RV ladders that are mounted too high, make reaching the first rung a big step. Our ladder is positioned lower for easier use.

Extended to 18" wide to double as a towel rack.



PRE-WIRED BACKUP CAMERA ⁹⁴



Pre-wired for any brand of backup camera you desire. We don't limit you to buy a specific brand.

⁹⁵ 2" REAR ACCESSORY HITCH

Carry it all with the two inch accessory receiver hitch. Great for bike and kayak carriers, cargo trays and more.



9 CUBIC FEET OF EXTERIOR SLIDE OUT STORAGE (MOST MODELS)

A great place for fishing rods, camping chairs, or tiki torches.



BLACK TANK FLUSH

97



Our black tank flush system, eliminates the need to go inside to flush water down your toilet when it's time to pack up. Designed to remove waste, clean sewer hoses and help expel irritating odors.

98

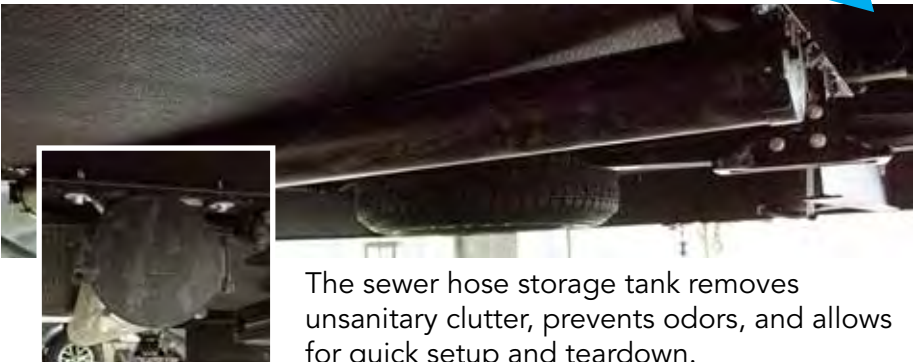
CABLE PULLS FOR TANK DUMPS



Our dump tank cable pulls offers convenient and efficient waste disposal, simplifying the process for users and minimizing the mess.

SEWER HOSE STORAGE TANK

99



The sewer hose storage tank removes unsanitary clutter, prevents odors, and allows for quick setup and teardown.

STANDARD SOLAR - DONE RIGHT

What is the point of a solar package that does not grow with your needs and that you have to replace major components to upgrade? Some solar options in the industry are a total waste of money. Alliance RV has a standard solar package done right!

- 200 watt solar panel
- 40 amp controller
- Lithium ready components

Additional panels and batteries can be added later to increase capacity without the need to rewire.

- Prepared for an inverter up to 3000 watts

Controller



100 CUSTOMER DRIVEN FEATURES

1. Camp ready performance audit
2. A meaningful warranty
3. Warranty for full-time RVing
4. Drop frame passthrough storage
5. Good Year endurance tires
6. Electric leveling option
7. Underbelly access points
8. Spring hangers with V-bracket reinforcement
9. Access hatch in bass through
10. Dual All-In-One utility centers
11. Hot / Cold spray port mixing valve with three ports
12. PEX plumbing
13. Shut-off valves at plumbing fixtures
14. Slam latch baggage doors
15. Keyed alike
16. Diamond embossed skirt
17. Galvanized wheel wells
18. Oversized awnings w/ LED lights
19. Dual 20 pound LP tanks
20. Power tongue jack
21. PVC roof
22. Heated & enclosed underbelly with tank pads
23. Double insulated roof fiberglass and reflective
24. AZDEL laminated walls (no wood)
25. AZDEL interior wall panels
26. AZDEL main floors (no wood)
27. Patio side spray port
28. Patio side LP quick connect
29. Pull-out exterior 25 inch grill / griddle
30. Solid step entry on both entry doors
31. Under-frame lighting
32. 50 AMP service standard
33. On demand water heater
34. Double 13,500 A/C standard 27,000 BTU
35. 2 A/C's easily run on 30 amp service
36. 30,000 BTU furnace
37. Aluminum framed and insulated floor
38. No carpet throughout
39. No floor vents in the main floor
40. Flush floor kitchen slide
41. Taller ceiling and slide outs
42. Standard theater seats with trifold option
43. USB charging ports
44. Atrium windows
45. Innovative shoe storage
46. Reinforced drawer bottoms
47. Ball bearing drawer glides
48. Three way switch for led cap lights
49. Magnet latch cabinet doors
50. Residential hidden cabinet hinges
51. Soft close cabinet doors
52. Plexiglass overhead doors
53. Wrap around kitchen back splash
54. Stainless steel farm sink
55. High rise faucet with pull out sprayer
56. 10 Cu. Ft. 12V residential style refrigerator
57. Pull out trash can cabinet
58. Dual silverware drawer
59. Pots and pans drawer
60. Flip up counter top extension
61. Pull out pantry
62. Blackout roller night shades
63. Kitchen toe kick with accent lights
64. Dimming switch
65. Flush mount led can lighting
66. Motion detecting exterior storage lighting
67. 40"/50" HD smart TVs
68. Bluetooth entertainment speaker
69. Windowed Bunkhouse
70. Epoxy top bedroom night stands
71. Drawer on both sides of the bed
72. Residential queen bed standard
73. Padded headboard
74. CPAP friendly
75. Under-bed storage
76. Personal reading lights
77. Dual purpose shirt closets
78. Medicine cabinet
79. Porcelain foot flush toilet
80. Large and deep bathroom sink
81. Soap shelf and toothbrush holder
82. Mold free / mildew free shower door
83. Epoxy door trim
84. Friction hinge all glass entry door with magnetic catch
85. Smart wire
86. Conveniently located and clearly marked breaker/fuse box
87. Control center
88. Exterior and interior switched slide controls
89. Exterior and interior switched awning controls
90. 6' folding table with storage
91. USB port in pass through storage
92. Rear wall spray port
93. Dual purpose heavy duty ladder for climbing and drying
94. Pre-wired backup camera
95. 2" Rear accessory Hitch
96. 9 cubic feet of exterior slide out storage
97. Black tank flush
98. Cable pulls for tank dumps
99. Sewer hose storage tank
100. Standard solar - done right

Thank You Allies



Thank you for your interest in Alliance Recreational Vehicles. Our mission is simple - Provide our customers with the best RV ownership experience! This means creating long-term alliances with our product owner family and dealer partners, all while exceeding expectations every step of the way.

See what thousands of RVers have to say about ALLIANCE RV



#JOINTHEALLIANCE
#ALLIANCERV



@ALLIANCERV

JOIN THE
ALLIANCE.com



Alliance Recreational Vehicles
301 Benchmark Drive • Elkhart, Indiana 46516

Office: (574) 218-7165

Sales: (574) 281-9869

Customer Service: (574) 226-0140

www. ALLIANCE RV.com

Product information is as accurate as possible as of the date of publication of this brochure. Alliance RV is commitment to continuous product improvement thus - floorplans, materials, components, features, measurements, specifications, options, etc. are subject to change at any time without notice or obligation. Certain conditions may require additional equipment. Advertising and marketing Photography may show optional equipment or props used for photography purposes only.

Alliance publishes approximate base weight of the trailer without optional equipment included. Optional equipment will impact the weight of the trailer. Please locate the weight sticker attached to the trailer you are considering for the most accurate trailer weight.

Tow Vehicle Caution: Retail owners of Alliance recreational vehicles are solely responsible for the selection and proper use of tow vehicles. All customers should consult with a motor vehicle manufacturer or their dealer concerning the purchase and use of suitable tow vehicles for Alliance products. Alliance disclaims any liability or damages suffered as a result of the selection, operation, use or misuse of a tow vehicle. Alliance's limited warranty does not cover damage to the recreational vehicle or the tow vehicle as a result of the selection of the tow vehicle.